



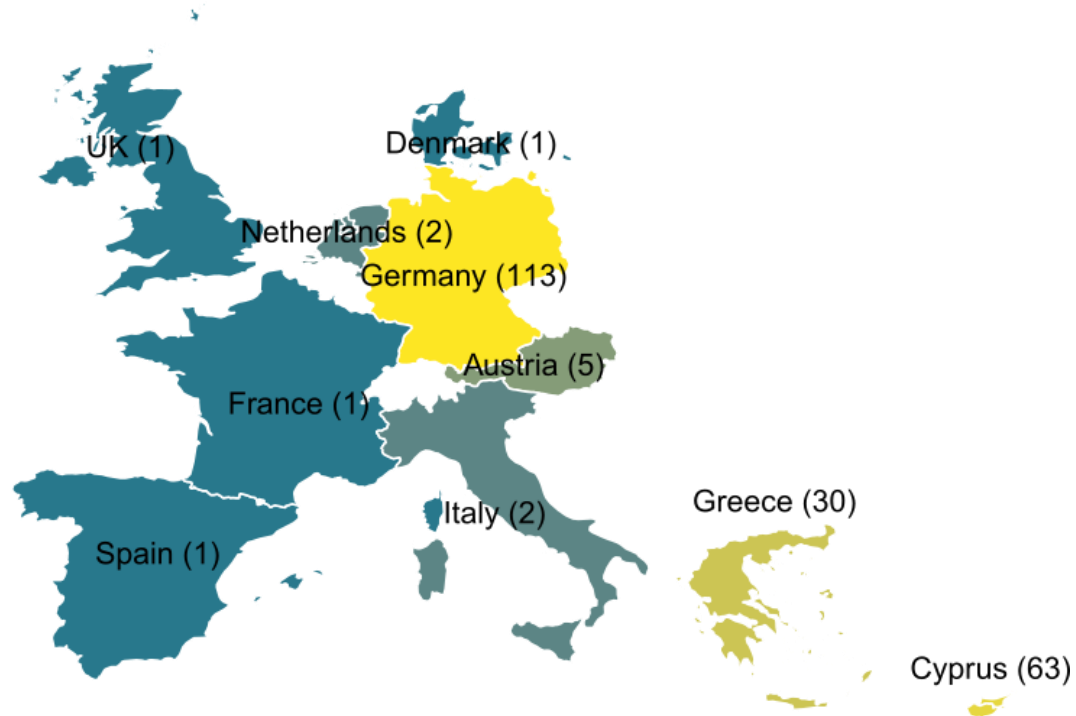
Need analysis (PR1)

Kurt Steinmetzger | September 2023 | Jena

1

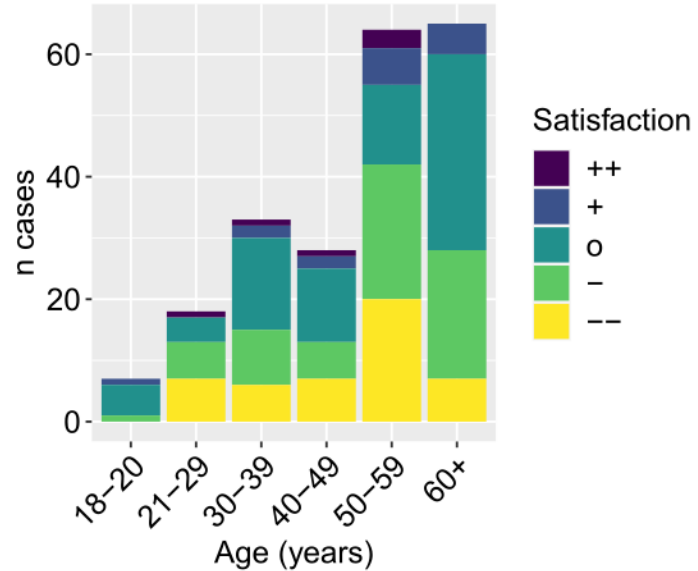
Tin-TRAC survey 1: Patients

Tin-TRAC survey 1: Patients



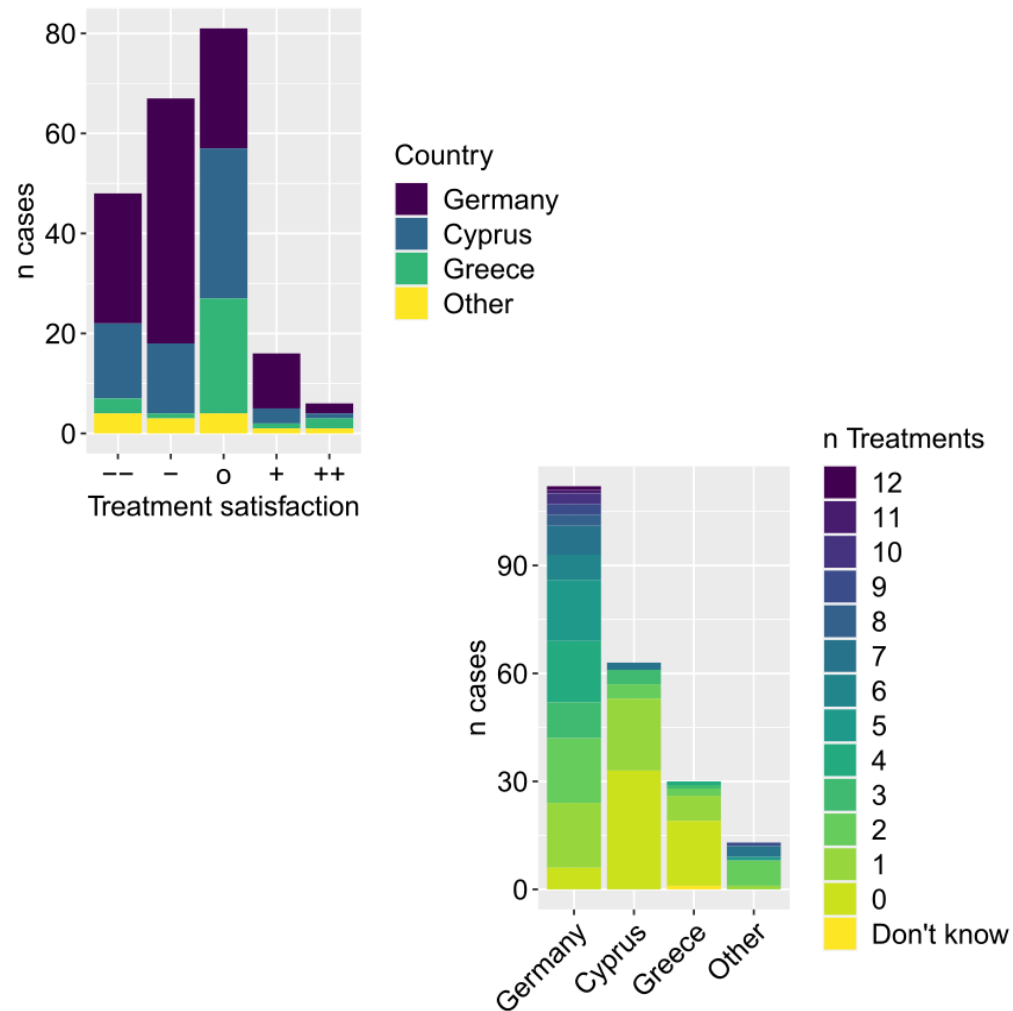
- Participants per country (n = 218 in total):
Most people from Germany, Greece, and Cyprus

Tin-TRAC survey 1: Patients



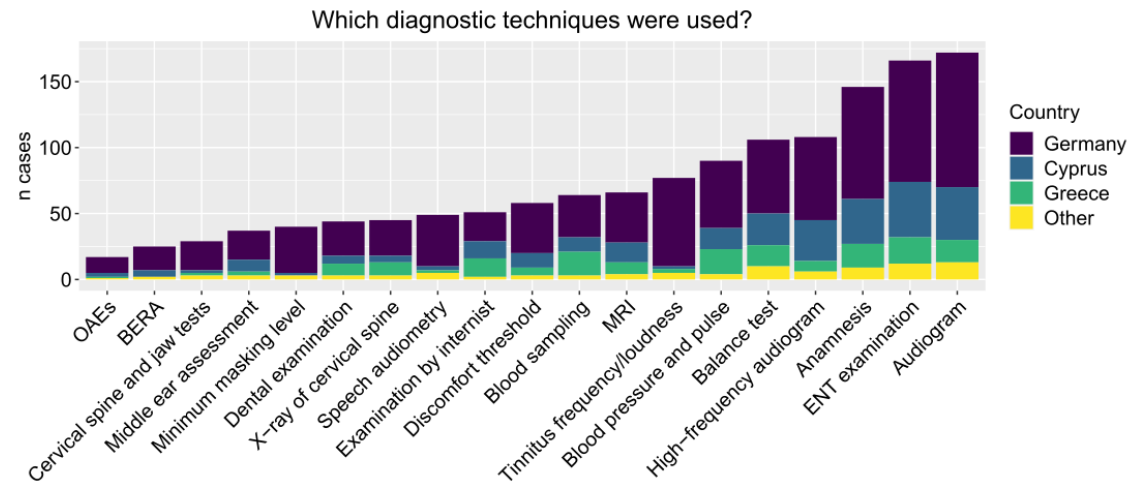
- Participants per country (n = 218 in total): Most people from Germany, Greece, and Cyprus
- Treatment option satisfaction: Mostly older people and rather negative

Tin-TRAC survey 1: Patients



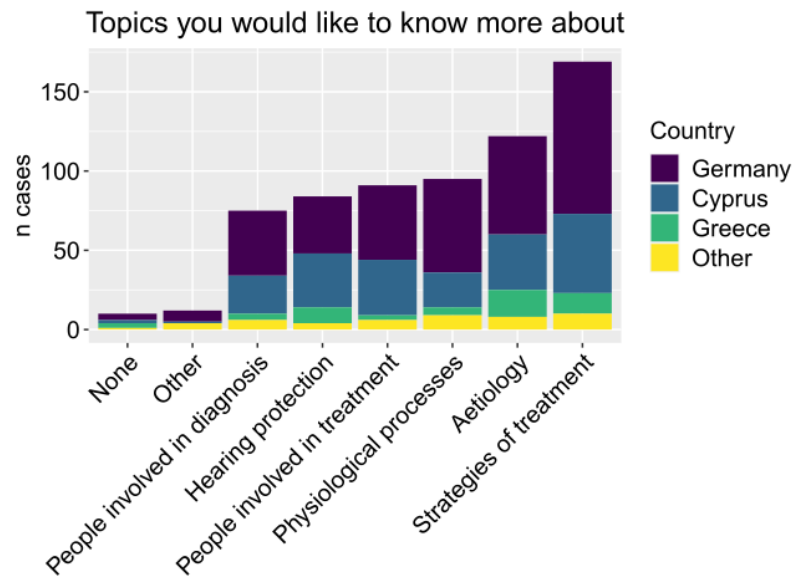
- Participants per country (n = 218 in total): Most people from Germany, Greece, and Cyprus
- Treatment option satisfaction: Mostly older people and rather negative
- Treatment option satisfaction: Almost all Greek patients neutral, despite very low numbers of received treatments

Tin-TRAC survey 1: Patients



- Participants per country (n = 218 in total): Most people from Germany, Greece, and Cyprus
- Treatment option satisfaction: Mostly older people and rather negative
- Treatment option satisfaction: Almost all Greek patients neutral, despite very low numbers of received treatments
- Diagnostics: Similar proportions across countries, except for more frequent use of advanced audiological techniques in Germany

Tin-TRAC survey 1: Patients

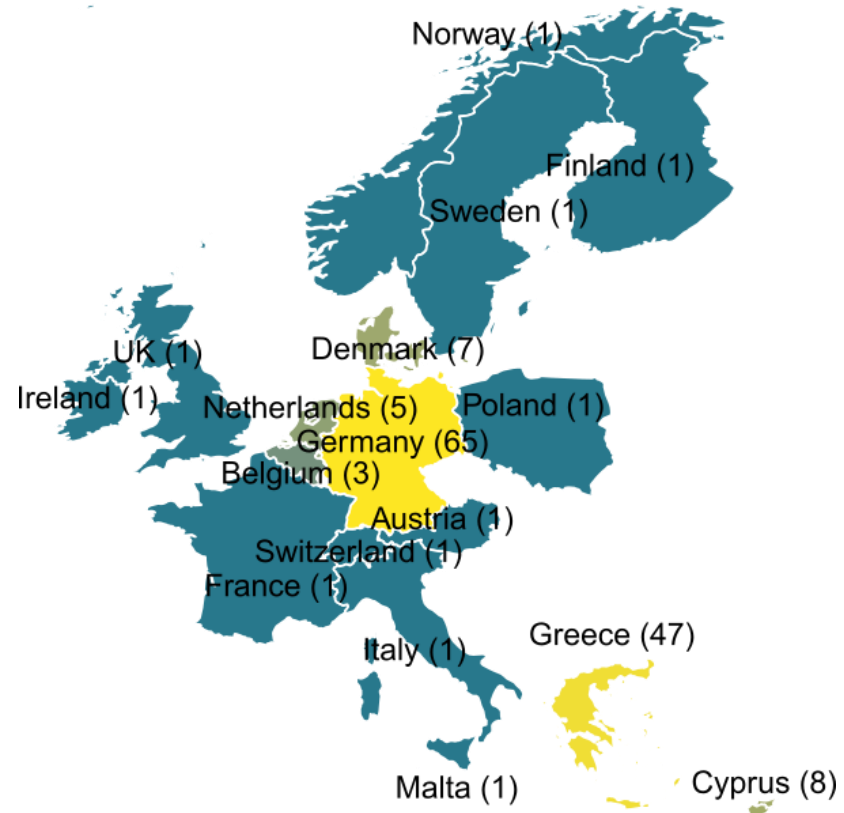


- Participants per country (n = 218 in total): Most people from Germany, Greece, and Cyprus
- Treatment option satisfaction: Mostly older people and rather negative
- Treatment option satisfaction: Almost all Greek patients neutral, despite very low numbers of received treatments
- Diagnostics: Similar proportions across countries, except for more frequent use of advanced audiological techniques in Germany
- Educational needs: Across countries, patients interested in various topics, particularly treatment strategies

2

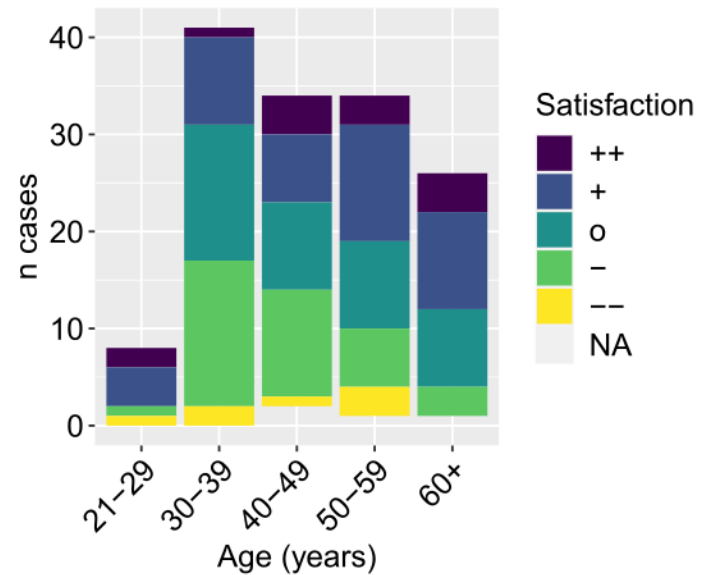
Tin-TRAC survey 2: Clinicians

Tin-TRAC survey 2: Clinicians



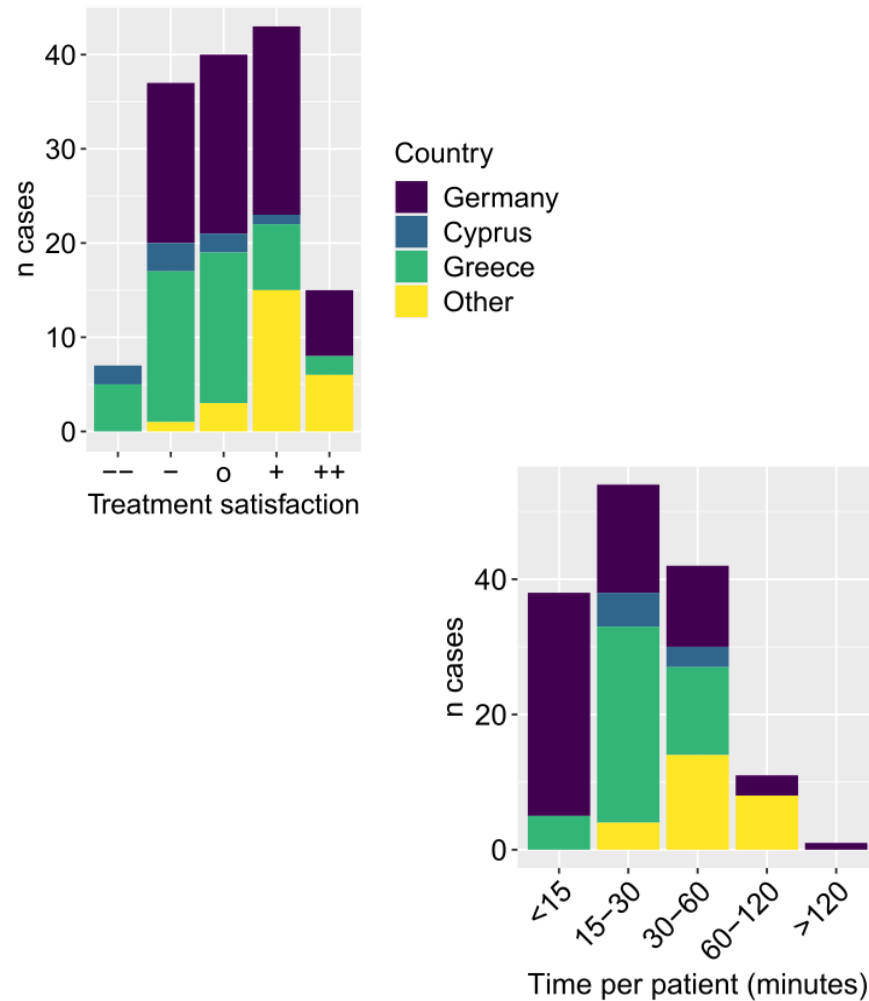
- Participants per country (n = 146 in total):
Most people from Germany and Greece

Tin-TRAC survey 2: Clinicians



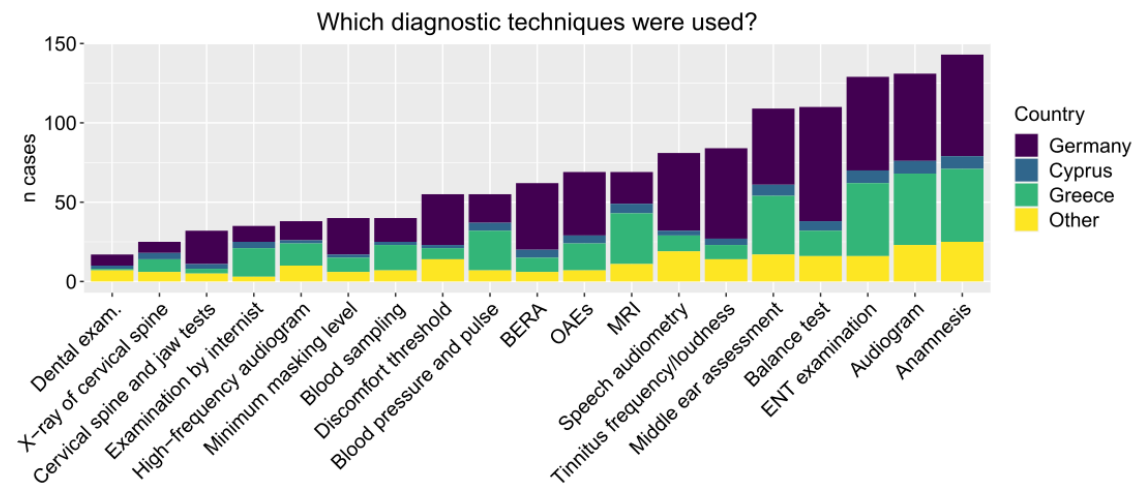
- Participants per country (n = 146 in total):
Most people from Germany and Greece
- Satisfaction with institution's treatment:
Rather positive and increasing with age

Tin-TRAC survey 2: Clinicians



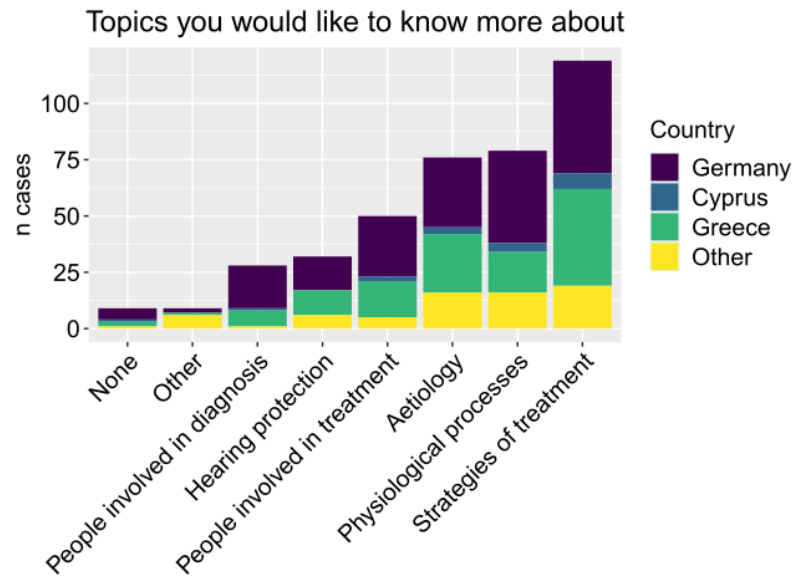
- Participants per country (n = 146 in total):
Most people from Germany and Greece
- Satisfaction with institution's treatment:
Rather positive and increasing with age
- Satisfaction with institution's treatment:
More positive ratings in Germany, compared with Greece, even though less time per patient

Tin-TRAC survey 2: Clinicians



- Participants per country (n = 146 in total):
Most people from Germany and Greece
- Satisfaction with institution's treatment:
Rather positive and increasing with age
- Satisfaction with institution's treatment:
More positive ratings in Germany, compared with Greece, even though less time per patient
- Diagnostics: In line with patient data,
advanced audiological techniques more frequently used in Germany than in Greece

Tin-TRAC survey 2: Clinicians

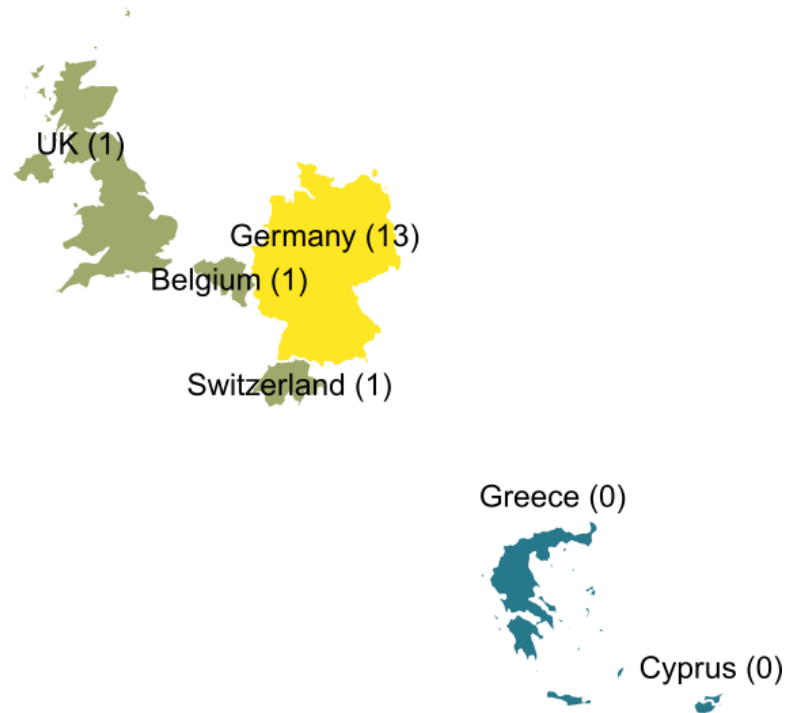


- Participants per country (n = 146 in total):
Most people from Germany and Greece
- Satisfaction with institution's treatment:
Rather positive and increasing with age
- Satisfaction with institution's treatment:
More positive ratings in Germany, compared with Greece, even though less time per patient
- Diagnostics: In line with patient data, advanced audiological techniques more frequently used in Germany than in Greece
- Educational needs: As for patients, treatment strategies most relevant topic across countries

3

Tin-TRAC survey 3: Researchers

Tin-TRAC survey 3: Researchers



- Participants per country (n = 18 in total):
None from Greece and Cyprus!
- Please participate, the survey is still open:
<https://survey.charite.de/tin-trac3/index.php>

4

Summary and discussion

Summary and discussion

- **Treatment satisfaction**

- Clinicians markedly more positive than patients, and this difference increases as clinicians get older
- Greek patients more positive than those from other countries

- **Diagnostics and treatment**

- Diagnostics and treatment more diverse in Germany, but also less time per patient
- Treatment diversity had no effect on patient satisfaction, but resulted in higher satisfaction of clinicians

- **Educational needs**

- Across countries, both patients and clinicians most interested in learning more about treatment strategies
- Especially among patients, interest in a wide range of topics